



bradley's art & frame

You Framed a What?

A GREAT IDEA for Father's Day
Norma Seiler's husband left a legacy of a huge collection of arrowheads, having acquired them over his entire life beginning as a small boy. Some of the hundreds of arrowheads were glued to fabrics; others were loose. Amy's challenge was to separate, sort and design 5 shadow boxes with attractive arrangements of the objects. Besides the arrowheads, there was a stone tool and a small stone-carved figure. All the pieces were carefully mounted on dark olive colored suede in a distressed charcoal frame. Museum glass created the illusion of no glass covering the arrowheads. These boxes were memorable gifts. Thank you, Norma.



A GREAT IDEA for Memorial Day & July 4th!
Wishing to honor her father, Juanita Walker brought us memorabilia from his military service. 1st Lt. Carl G. Walker served in the Army Air Corps and flew 50 missions during World War II. He was a bombardier who flew on the Ploesti Raids during 1944 in Rumania.



Lucy creatively arranged his medals, patches, dog tags, photos and other items to tell the story. The design included his initials, CGW, embossed in the navy blue silk, framed with a gold fillet and lifted above the background. Stars were embossed into the silk background as well. The outer frame was a closed-corner 22K yellow gold and black frame with gold leaf stars artfully placed on the corners.

Each item or group of items was described and identified on a variety of multi-shaped engraved brass plates.

Thank you, Juanita, for giving Bradley's the opportunity to create this cherished memory for you and your loved ones.

A GREAT IDEA for Graduates
Our own Rachel Townsend graduated from Memorial High School in 2008. We created a beautiful shadow box to protect her diploma, tassel, invitation and photos. Rachel is now completing her first year at Manhattanville College, and soon it will be time for that college diploma. We're ready!



Flood Damage

If you have suffered flood damage from our recent rains, please check the backing (dust covers) on your art...even if it was hanging on the wall. If the backing shows any signs of moisture - wrinkled paper, mold, mildew, water stains, please either bring it to Bradley's or carefully remove the art from the frame. If the backing and/or matting have been wet, they should not be re-used with the art. If the art is actually wet, place it between 2 pieces of blotter paper, changing often, until dry. Moisture can travel through sheetrock and even 2 x 4's to another side of the room.

Photographs that are in contact with glass should not be allowed to dry. It is the drying process that allows the emulsion to stick to the glass. If they do stick, our photo lab can scan the photo through the glass and make a new print. Don't throw the photos away.

Unless oil paintings were actually immersed in water for a period of time, they are probably not damaged by moisture. They should be checked periodically for signs of mold or mildew.

If you have wet books or photo albums, put them in the freezer until you have time to take them apart. Remove 1 book at a time and use a fan to dry. Albums should also be removed 1 at a time. Remove the photos and dry as quickly as possible. Freezing will prevent mold or mildew from growing.

Textiles, needlework or other fabric based items can possibly be washed if they have dried with water stains. Generally, hand-washing is safer than dry cleaning depending on types of fibers.

Bradley's can recommend conservators for oil paintings, paper art, textiles and photography to help with the restoration of your damaged art.

We can help you save your precious photos and artwork. **Call Bradley's 713.461.5695**

◀ **You Framed a What?**
continued on page inside.

You Framed a What? Cont'd.


A GREAT IDEA for a Wedding
Odile Tyler received her daughter's wedding portrait a short time before the ceremony. Grace and her mother wanted a beautiful frame, but there wasn't time to order any of our special closed corner 24K gold frames. Pat found a perfect ornate gold moulding and Jennifer attached the compo Acanthus Leaf ornaments to the corners and finished them to match the frame. It's a beautiful custom designed look for a beautiful bride. Thanks, Tylers.



A GREAT IDEA for an Anniversary
Helen Ooi brought this wonderful collection of photos from her parents 60th Wedding Anniversary celebration in Australia. Pat chose a mahogany and black rope pattern frame with a sapphire suede mat. We engraved a brass plate with Bernard and Beryl's names and anniversary date. This framing was completed several years ago, but remains a loving reminder of a unique occasion.

anniversary date. This framing was completed several years ago, but remains a loving reminder of a unique occasion.

A GREAT IDEA for a Family Memory
Kay Simonds brought this treasured family antique sampler, dated December 12, 1852, to Bradley's for re-framing. Sarah A. Bonner of Lancaster, South Carolina stitched the needlework. During the Civil War, the sampler, along with the family silver, was wrapped in a quilt and buried under the railroad tracks to protect the items from the Yankees. It worked! The quilt and sampler exist today. The needlework was last framed about 50 years ago and needed updating with acid-free materials. The stitchery is in remarkable condition considering it is 157 years old. Pat and Kay selected a new frame, decorative linen mat with a gold fillet and Museum Glass. Dust was carefully removed from the sampler and then it was top-stitched to unbleached muslin wrapped around 100% rag board. Spacers were used to separate the sampler from the glass. Kay, many thanks for trusting Bradley's with your family heirloom.




bradley's continues to offer:

- Expertise of 3 Master Certified Picture Framers and 3 Certified Picture Framers
- Picture-it-First - see your completed framing before you buy
- Gift Certificates
- Bradley's Newsletter by mail or e-mail (includes Special Offers)
- Pick up, delivery and installation
- Free Gift Wrapping with beautiful bows by Angie & Amy
- Your purchases carried to your car
- Packing and shipping
- PhotoVu - a 22" Digital Picture Frame that can display 150,000 photographs



"When it's done correctly, it's a joy forever. When it's not, it just bothers you."
—from a customer

bradley's art & frame unconditionally guarantees our quality and your satisfaction.



TEXACO ADVERTISING SIGNS

Charles Perdue has worked for Texaco since 1980 and collects memorabilia from the company's long history. These metal signs are replicas of some of the historical advertising programs. Lucy chose an outer black cap frame surrounding a red and black checkerboard pattern. The signs are floated in embossed nests and covered with the "perfect" Museum Glass. Thanks, Charles, enjoy your signs.

Congratulations to our Jennifer Robey, MCPF Framing Competition Winner

Jennifer won Second Honorable Mention in the Professional Picture Framers Association International Framing Competition after winning First Place and Popular Choice at the Chapter level. Her lovely oval framed treatment of a replica of an antique necklace is on display at Bradley's. Jennifer's use of ornate compo around the opening displaying the necklace is exceptional. Congratulations, Jennifer!



bradley's GIFT TO GRADUATES

Custom Frame your 2009 diploma at Bradley's and we will upgrade to Museum Glass for the Conservation Clear at no additional charge. Congratulations, 2009 Graduates!

Museum Glass filters over 98% of damaging ultraviolet rays. It's not only sunlight that causes fading, but also fluorescent lighting. The glass has an additional coating that almost completely eliminates reflections while remaining clear. It's perfect for shadow boxes. Try it!

Did you know...

If you purchase a photo frame from Bradley's, we'll switch the glass to Museum for a nominal charge of \$5.00?

Jennifer taught a class on the Sgraffito technique of decorating picture frames for the Professional Picture Framers Association?


Bradley's can re-create your logo, design, initials or wording on suede mat board?



Custom Desk Tray



Margaret Painchaud's Needlepoint "Bears" w/ Custom Cut Bear Claws in the mat. What's better than "Three Bears"?

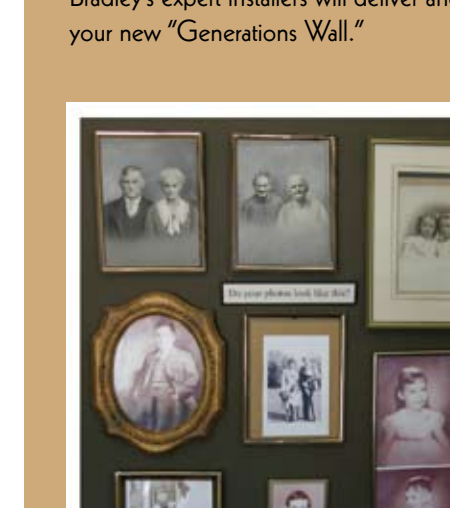


"From the Dog House" By Casey Bradley


It's time for my summer haircut. I know, I'm really cute with lots of long fuzzy hair, but would you like to wear an angora sweater in Houston in August? My personal groomer, Roberto, did a great job. I will still greet you at the door and ask politely for a treat. I still love to play with your children and bark at the mailman. So come see me soon.

GREAT IDEA cont'd. Treasured Family Photos

Bradley's can improve the appearance of old treasured family photographs. They can be restored (scratches repaired, missing pieces replaced, natural color brought back) and then reproduced in larger or smaller sizes. Of course, fresh new framing with preservation materials will complete the perfect look for your new (old) grouping of family members. While we are restoring the photos, additional copies can be printed to share with relatives who will want their own new group. Bradley's expert installers will deliver and hang your new "Generations Wall."



BEFORE



AFTER

ENTER bradley's 2009 CONTESTS:

- Win **Astros Tickets** on **June 1st!** Come into Bradley's in May to enter.
- Win a beautiful **Framed Antique Print** on **July 1st!** Come into Bradley's during June to enter.
- Win an elegant **Hand-covered Leather Photo Frame** on **August 1st!** Come into Bradley's in July to enter.

WINNER OF THE \$250 BRADLEY'S GIFT CERTIFICATE IS:

Darlene Henson, Duchesne Academy

Bradley's Art & Frame is a proud member of

WBEA - Women's Business Enterprise Alliance

39th Anniversary

Family Owned & Operated since 1970

bradley's art & frame Economic Stimulus Gift Certificate

\$25

Redeemable on Custom Framing | May be used once per month through September 2009.

bradley's art & frame

1306 Blalock Rd. Houston, Texas 77055
bradleysartandframe.com
713-461-5695



PRSR STD
US POSTAGE
PAID
Permit No. 2552
Houston, Texas