


Fall / Winter 2003

bradley's

art & frame



Off and On, now you see it, now you don't.

FRAME YOUR FLAT-SCREEN

So, you want to install a state-of-the art flat screen TV in an elegantly decorated room in your home or office. When the TV is off, you see a black glass screen surrounded by a black metal case.

We can do better than that! Frame your TV.

The photos show two fabulous designs. We framed a special mirror to fit over the TV case. The sides of the frame were built up to conceal any sign of the television. Bill even wallpapered the sides, matching the pattern on the wall.

When the TV is off... it is a beautiful mirror, but when the TV is on... you see a crystal clear picture

The second television is also installed in an alcove built into the wall. We custom designed the framing for this lovely oil painting. The frame is riding on a mechanical lifter. Again the sides of the frame were built with extra depth to conceal not only the lifter, but also the framing attachment and the back of the canvas. This frame rides less than 1/4-inch from the wall surface.

Let's keep that room "lookin' good" —frame that TV!



BRADLEY'S OFFERS HOLIDAY SHOPPING CARD - 2003

Visit www.bradleysartandframe.com

YOU FRAMED A WHAT?



Erte' "Radiance"

Sue Ellen Mast knew she wanted something "very special" for her beloved Erte' poster. Pam remembered that Bill had been working on an Art Deco style mat. The elegant art and the intricately cut mat are a perfect pair. The top mat is cream with a black bevel. The cuts in the mat reveal a copper metallic undermat. The design flows beautifully with the stunning art. The frame is a simple silver leaf swan shape. The framing is completed with Conservation Clear glass.

Thanks, Sue Ellen, we love your "special" Erte'.

When Disney opened a new theme park in Japan, **Victoria Barclay** was working as a dancer at Epcot. She received a commemorative gold coin and a letter from the company. Pat reused the three shades of blue and teal for the mat layers and Bill suggested the very recognizable mouse head and ears as a decorative element cut in the mat. The design is finished with a simple bright gold frame and UV filtering glass. What fun it must have been to be at Disney World every day and to remember the feeling from now on.

Thanks, Victoria!



Mickey Mouse



Columbia Shuttle

Harold Merritt, an amateur radio operator, received a commendation for his assistance in the recovery of the Columbia Shuttle. Lucy combined his certificate with a patch, newspaper headline, a NASA photo of the crew, a map of the trajectory, and a copy of the televised Doppler Radar to preserve the memory of this sad event. The lettering was cut into the top mat exposing the white bevel over another mat of the same color—a very subtle effect. The framing was completed with a simple black frame and UV Filtering glass. It is a fitting tribute to the Columbia crew.

Thanks, Harold!!

Bryan and Jennifer Untermeyer love those Texans. We framed 2 sets of the Opening Game and Inaugural tickets using our custom cut logo. We made use of the pockets from a "Texas" folder to show the new stadium and a Houston skyline. Pat then used a navy wood frame with a red lip, navy matboard, and of course, Conservation Clear Glass. The framing is a treasured memento of our new football team.

Thanks, Bryan and Jennifer!



Texans Tickets



Wood Architectural Pieces

Anne Smith brought us these four wooden pieces of architectural detailing from an old home. While they had character, they weren't spectacular... until now. Lucy designed the perfect frame using an inner moulding that exactly replicates the scalloping pattern. The outer frame could best be described as a "burnt" finish with broken gold. The fabric background, called "Expresso," is the ideal color to complete the display. The frame now hangs over the fireplace in a new kitchen.

Thanks, Anne

WHAT'S NEW?

G. HARVEY

"Trailhands and Trolleys" (Fort Worth)
Canvas Signed & Numbered
28 x 22 - \$495



The Alamo



Port Isabel
Light House

PEGGY WOODS

Linocut artist, Peggy Woods, uses her art talent to depict historic structures in the Houston area and other parts of Texas. Linoleum-cut prints are a form of relief printing similar to woodcuts. She uses 1/8-inch thick linoleum glued to a board. Working mostly from photographs, she carefully considers what to carve away because the images are reversed when printed. Woods usually uses cream-colored paper and black ink. She has recently begun embellishing some of her pieces with a touch of watercolor.

Peggy carves her linoleum at home and makes her prints on a 100-year-old press at Houston's Museum of Printing History. Each print is an original, because each is hand-inked and hand-pressed. There are great variations from print to print.

We welcome you to enjoy Peggy's work at Bradley's; we have prints of historic Galveston buildings, the Alamo, grapes, lighthouses, animals, and more. Would you like an original print of your home, church, or special location? Peggy is available for commissions.

p.s. Yesterday a customer noticed that one of Peggy's prints looked familiar. It was the church steeple from St. Mary's, one of the painted churches, in Praha, Texas. Her father grew up in that church. He now has a surprise gift coming.

AYMARA Original Oil Paintings

LUCES



PATIO



PERSPECTIVA



NEW

Beaded Earrings and Necklaces

Last, year, Bradley's became the exclusive dealer for the dazzling, one-of-a-kind beaded bracelets by Virginia Olivier and Jewelry by Design. You loved them and asked for more. We talked Virginia into letting us sell her beaded necklaces and matching earrings!

Come by soon and see the exciting new selection. Buy yourself a treat, or surprise someone special on your gift list.

Men, don't forget that birthday or anniversary gift! We will help you pick the perfect set and gift-wrap it while you wait.



WET BOOKS

Recently I was honored to lecture at the Heritage Society on

"How to Save your Stuff - Preserving Paper, Pictures, Fabric and Memorabilia."

Preceding me in the series of talks was Will Howard, Assistant Manager of the Texas and Local History Collection at the Houston Public Library. I want to share a little of the information he presented in his lecture.

If your books get wet, from a flood, leak, or other catastrophe, chances are you have a lot of other wet items. To give yourself some time to deal with the books later, place them in a freezer as quickly as possible. Line the shelves with wax paper, and use wax paper between books—this will prevent the books from sticking to the shelves or each other. Make stacks of the same size books so uniform pressure is applied to each book.

Prepare yourself to know that the books will never be returned to their original condition. Some you may just want to throw away, some you can work on yourself, and very important, irreplaceable books may be dried by a disaster recovery company and then be professionally re-bound.

A few tips for drying the books yourself: Try to dry them evenly, not quickly. You can interleaf every 50 pages or so with a clean, white paper towel and then apply a weight to help prevent cockling. Stuffing too much will stretch the spine. Change the paper towels as they become damp. An alternative is to place the book on its end, lightly fanning the pages open.

Keep the books in an environment under 70% and less than 60% humidity to help prevent mold. If it does begin to grow, go outside before you disturb the mold and use a soft brush to remove it. Always brush away from your face. Then, mist the pages lightly with 98% isopropyl alcohol. This is a temporary measure. For permanent mold remediation, we would recommend professional fumigation by a specialist.

As with any complicated subject, there is always more to know. But, while you are dealing with the stress of this kind of disaster, the only thing you have to remember right away is to put the books in the freezer.

We offer our sincere thanks to Will Howard for sharing this information.

A Custom, One-of-a-Kind, HANDMADE GIFT

Personalized Cross Stitch by Susan Magee

Have you ever wished you had the time (or ability) to create a beautiful personalized piece of needlework to commemorate a special wedding, birthday, or anniversary?

Needle artist, Susan Magee, can create that perfect heirloom. She has many patterns from which to choose and will personalize just for you.

Contact Bradley's at 713-461-5695 for more information.

After Susan completes your stitchery, you do know the perfect place to have it framed... don't you???



BRADLEY'S OFFERS HOLIDAY SHOPPING CARD - 2003

Visit www.bradleysartandframe.com



The Holiday Shopping Card is your opportunity to both give and receive this holiday season. When you receive your Holiday Shopping Card for a **minimum** donation of \$60, the entire amount is contributed to the American Cancer Society and is tax deductible. You can then use your Holiday Shopping Card to receive a 20% discount at more than 500 of the finest stores in the Houston area, from October 23 through November 2, 2003.

Cards may be purchased at Bradley's, by direct mail, by phone, on line at www.holidayshoppingcard.com, or from a volunteer. You may purchase The Holiday Shopping Card with cash, check, or charge.

A Holiday Shopping Card Guide will be published in the October 16th edition of the *Houston Press*. The card comes with an easy-to-use directory, which lists all of the participating stores by area.

At Bradley's, custom framing orders placed beginning October 23 and ending November 2, 2003 by a purchaser holding a numbered and validated Holiday Shopping Card will be eligible for a 20% discount. All other available merchandise, photo frames, art, framed art, easels, etc., will be eligible for a 20% discount during the Holiday Shopping Card event. See "Holiday Shopping Card Etiquette" for details of placing custom framing orders at Bradley's see store for additional guidelines.

Your donation will make a difference in the lives of Houston cancer patients and their families. The Holiday Shopping Card will save you 20%. It helps the American Cancer Society save something even more precious... a life.

Finished Corner Frames



Beautiful New Finished Corner Samples

John Mecray's
"American's Cup Series"



Art Nouveau Antique Print



From John Randolph's
"Composer" Collection



A Collection of Campaign
Buttons and Pins

Begin with select American hardwoods, which are cut to size, then carved, joined, and shaped by hand. We have a new display that depicts the step-by-step process of gold. Polished, semi-precious quartz agate stones are used to burnish the gold that has been beaten into almost transparent leaf in Italy and Germany.

Styles represent the 14th through the 21st centuries, including the continuously popular Louis 13th, 14th, and 15th.

Frame carving techniques have remained virtually unchanged for over 500 years. All custom finished corner frames can be made in 12kt. white gold through 23kt yellow gold with any patina you choose. Selected styles are available in painted finishes, natural wood, metal leaf, and lacquer.

Bradley's is proud to present a new selection of a variety of styles.

"The frame is the reward of the artist" —Edgar Degas

KATHY'S KORNER



The quality of poor workmanship remains long after the sweetness of low price disappears."

Sometimes we hear customers say they bring their precious, more complicated framing projects to Bradley's and go elsewhere for the simple "cheaper" framing. Why not let us frame the simple, small or large, square, flat things too? We can't help it if we strive for 100% perfection. Customer service is our specialty, even on your simple more moderately priced projects. We offer a one-week delivery on most frame orders, however, we can accommodate rush orders by using in-stock materials. you can always expect top quality and great customer service at Bradley's Art & Frame. We want to be your full service framer.

GIFT WRAPPING:

The elves have selected the paper and ribbon, and they're ready to offer our complimentary gift-wrap, with spectacular bows, on your Holiday Purchases.
CONVENIENT LAY-A-WAY



	SUNDAY	MONDAY	TUESDAY	WEDNESDAY	THURSDAY	FRIDAY	SATURDAY
HOLIDAY SCHEDULE D E C		1	2	3	4	5	6
		10 to 7	10 to 7	10 to 7	10 to 7	10 to 6	10 to 6
	7	8	9	10	11	12	13
		10 to 7	10 to 7	10 to 7	10 to 7	10 to 6	10 to 6
	14	15	16	17	18	19 HANUKKAH BEGINS AT SUNSET	20
		10 to 7	10 to 7	10 to 7	10 to 7	10 to 6	10 to 6
	21	22 FIRST DAY OF WINTER	23	24 	25 CHRISTMAS DAY	26	27
	10 to 7	10 to 7	10 to 4	Closed	Closed	Closed	
	28	29	30	31 NEW YEAR'S EVE	January 1	Closed for Inventory Monday, January 5th	
		10 to 6	10 to 6	10 to 4	Closed		

Visit www.bradleysartandframe.com



Gift Certificates: Always appreciated and valid until they are used.